



SOUTH SANGAMON WATER COMMISSION

(Public Water Supply ID# IL1670080)

The South Sangamon Water Commission is committed to ensuring the quality of your water and want you to be informed about the water and services delivered to you in 2023. This Annual Water Quality Report is for the period of January 1 to December 31, 2023. This report is intended to provide you with important information about your drinking water and the efforts made by the water system to provide safe drinking water. The source of drinking water used by South Sangamon Water Commission is Ground Water. For more information regarding this report, please contact Mr. Stephen Bivin, General Manager at (217) 685-6210.

Este informe contiene información muy importante sobre el agua que usted bebe. Tradúzcalo ó con alguien que lo entienda bien.

What are the contaminants in my drinking water?

Drinking water, including bottled water, may reasonably be expected to contain at least small amounts of some contaminants. The presence of contaminants does not necessarily indicate the water poses a health risk. More information about contaminants and potential health effects can be obtained by calling the EPA's Safe Drinking Water Hotline at (800) 426-4791.

The sources of drinking water (both tap water and bottled water) include rivers, lakes, streams, ponds, reservoirs, springs, and wells. As water travels over the surface of the land or through the ground, it dissolves naturally-occurring minerals and, in some cases, radioactive material, and can pick up substances resulting from the presence of animals or from human activity.

Contaminants that may be present in source water include:

- Microbial contaminants, such as viruses and bacteria, which may come from sewage treatment plants, septic systems, agricultural livestock operations, and wildlife.
- Inorganic contaminants, such as salts and metals, which can be naturally-occurring or result from urban storm water runoff, industrial or domestic wastewater discharges, oil and gas production, mining, or farming.
- Pesticides and herbicides, which may come from a variety of sources such as agriculture, urban storm water runoff, and residential uses.
- Organic chemical contaminants, including synthetic and volatile organic chemicals, which are by-products of industrial processes and petroleum production, and can also come from gas stations, urban storm water runoff, and septic systems.
- Radioactive contaminants, which can be naturally-occurring or be the result of oil and gas production and mining activities.

In order to ensure that tap water is safe to drink, EPA prescribes regulations which limit the amount of certain contaminants in water provided by public water systems. FDA regulations establish limits for contaminants in bottled water which must provide the same protection for public health. Some people may be more vulnerable to contaminants in drinking water than the general population. Immuno-compromised persons such as persons with cancer undergoing chemotherapy, persons who have undergone organ transplants, people with HIV/AIDS or other



immune system disorders, some elderly and infants can be particularly at risk from infections. These people should seek advice about drinking water from their health care providers. EPA/CDC guidelines on appropriate means to lessen the risk of infection by *Cryptosporidium* and other microbial contaminants are available from the Safe Drinking Water Hotline (800) 426-4791.

Additional Information regarding Lead


If present, elevated levels of lead can cause serious health problems, especially for pregnant women and young children. Lead in drinking water is primarily from materials and components associated with service lines and home plumbing. We cannot control the variety of materials used in plumbing components. When your water has been sitting for several hours, you can minimize the potential for lead exposure by flushing your tap for 30 seconds to 2 minutes before using water for drinking or cooking. If you are concerned about lead in your water, you may wish to have your water tested. Information on lead in drinking water, testing methods, and steps you can take to minimize exposure is available from the Safe Drinking Water Hotline or at <http://www.epa.gov/safewater/lead>.

Source Water Assessment

We want our valued customers to be informed about their water quality. If you would like to learn more, please feel welcome to attend any of our regularly scheduled meetings on the third Tuesday of the month at the water plant. The source water assessment for our supply has been completed by the Illinois EPA. If you would like a copy of this information, please contact Mr. Stephen Bivin, General Manager at (217) 685-6210. To view a summary version of the completed Source Water Assessments, including; Importance of Source Water; Susceptibility to Contamination Determination; and documentation/recommendation of Source Water Protection Efforts, you may access the Illinois EPA website at <http://www.epa.state.il.us/cgi-bin/wp/swap-fact-sheets.pl>.

Source of Water: SOUTH SANGAMON WATER COMMISSION Based on the information located in the Wellhead Protection Planning Map no potential sources are located within the source water protection area of the wells. Information provided by the Leaking Underground Storage Tank and Site Remediation Program Sections of Illinois EPA did not indicate any additional sites with on-going remediation(s).

The Illinois EPA has determined that the SSWC's Community Water Supply's source water has a high susceptibility to IOC, SOC, and bacteriological contamination. This determination is based on a number of criteria including: land use near the wells, location within a floodplain, well depth, and the available hydrogeological data. In accordance with the U.S. EPA's Groundwater Rule, SSWC has received two (2) Non-Compliance Advisory letters (NCA) in 2013 for bacteriological detections in wells #5 and #6. The facility addressed the NCA's in a variety of ways such as chlorinating the well, secured well fittings, a new sample tap(s), use of outside environmental consultants and reviewing the sampling protocol. While the NCA(s) have now been resolved, monitoring data is continually being tracked in regards to all active potable wells at SSWC. It should be noted, while the community's wells are properly constructed with sound integrity, the location of the wells is within a floodplain and well depth leaves the potential for bacteriological contamination. However, to date, all potential routes and sanitary defects have been mitigated such that the source water is adequately protected, monitoring data has not indicated a history of disease outbreak and the sanitary survey of the water supply did not indicate a bacteriological contamination threat within 1,000 ft of the source water.



2023 REGULATED CONTAMINANTS DETECTED

Lead and Copper

Definitions:

Action Level Goal (ALG): The level of a contaminant in drinking water below which there is no known or expected risk to health. ALG's allow for a margin of safety.

Action Level: The concentration of a contaminant, which, if exceeded, triggers treatment or other requirements, which a water system must follow.

| Lead and Copper | Date Sampled | MCLG | Action Level (AL) | 90 th Percentile | # Sites over AL | Units | Violation | Likely Source of Contaminant |
|-----------------|--------------|------|-------------------|-----------------------------|-----------------|-------|-----------|---|
| Copper | 2023 | 1.3 | 1.3 | 0.9 | 0 | ppm | N | Erosion of natural deposits; Leaching from wood preservatives; corrosion of household plumbing systems. |
| Lead | 2023 | 0 | 15 | 1.1 | 0 | ppb | N | Corrosion of household pumping systems; Erosion of natural deposits |

Water Quality Test Results

Definitions:

The following tables contain scientific terms and measures, some of which may require explanation.

Level 1 Assessment:


A level 1 assessment is a study of the water system to identify potential problems and determine (if possible) why coliform bacteria have been found in our water system.

Level 2 Assessment:

A level 2 assessment is a very detailed study of the water system to identify potential problems and determine (if possible) why an E.coli MCL violation has occurred and/or why total coliform bacteria have been found in our water system on multiple occasions.



| | |
|---|--|
| Maximum Contaminant Level Goal or MCLG | The level of a contaminant in drinking water below which there is no known or expected risk of health. MCLGs allow for a margin of safety. |
| Maximum Contaminant Level or MCL: | The highest level of a contaminant that is allowed in drinking water. MCL's are set as close to the MCLGs as feasible using the best available treatment technology. |
| Maximum residual disinfectant level goal or MRDLG | The level of drinking water disinfectant below which there is no known or expected risk of health. MRDLGs do not reflect the benefits of the use of disinfectants to control microbial contaminants. |
| Maximum residual disinfectant level or MRDL: | The highest level of disinfectant allowed in drinking water. There is convincing evidence that addition of a disinfectant is necessary for control of microbial contaminants. |
| na: | not applicable. |
| mrem: | millirem per year (a measure of radiation absorbed by the body). |
| ppb: | micrograms per liter or parts per billion – or one ounce in 7,350,000 gallons of water. |
| ppm | milligrams per liter or parts per million – or one ounce in 7,350 gallons of water. |
| pCi/L | pCi/L; picocuries per liter (a measure of radioactivity) |
| Treatment Technique or TT: | A required process intended to reduce the level of a contaminant in drinking water. |




Disinfection and Disinfection By-Products

| | Collection Date | Highest Level Detected | Range of Levels Detected | MCLG | MCL | Units | Violation | Likely Source of Contamination |
|------------------------------|-----------------|------------------------|--------------------------|-----------------------|----------|-------|-----------|---|
| Chloramines | 2023 | 4.46 | 1.1 - 4.46 | MRDLG = 4 | MRDL = 4 | ppm | N | Water additive used to control microbes |
| Chlorine | 2023 | 2.90 | 0 – 2.90 | < 4 | 4 | ppm | N | Water additive used to control microbes |
| Halocetic Acids (HAA5) | 5/3/2023 | 7.23 | 7.23 – 7.23 | No goal for the total | 60 | ppb | N | By-products of drinking water disinfection. |
| Total Trihalomethanes (TTHM) | 5/3/2023 | 16.08 | 16.08 -16.08 | No goal for the total | 80 | ppb | N | By-products of drinking water disinfection. |

Inorganic Contaminants

| | Collection Date | Highest Level Detected | Range of Levels Detected | MCLG | MCL | Units | Violation | Likely Source of Contamination |
|--------------------------------|-----------------|------------------------|--------------------------|------|------|-------|-----------|--|
| Selenium | 8/17/2021 | 2.3 | 2.3 | <50 | 50 | ppb | N | Erosion of natural deposits. |
| Barium | 8/17/2021 | 0.015 | 0.015 – 0.015 | 2 | 2 | ppm | N | Discharge of drilling wastes; discharge from metal refineries; erosion from natural deposits |
| Fluoride | 8/17/2021 | 0.731 | 0.731 – 0.731 | 4 | 4.0 | ppm | N | Erosion of natural deposits; water additives which promote strong teeth; discharge from fertilizer and aluminum factories. |
| Iron | 2023 | .01 | .01 | None | 1.0 | ppm | N | This contaminant is not currently regulated by USEPA. However, the state regulates. Erosion of natural deposits. |
| Manganese | 2023 | 6.2 | 1 - 6.2 | 150 | 150 | ppb | N | This contaminant is not currently regulated by USEPA. However, the state regulates. Erosion of natural deposits. |
| Nitrate (measured as nitrogen) | 2023 | .5 | .5-.5 | 10 | 10 | ppm | N | Runoff from fertilizer use; leaching from septic tanks, sewage; erosion of natural deposits |
| Sodium | 8/17/2021 | 170 | 170-170 | None | None | ppm | N | Erosion from naturally occurring deposits: used in water softening regeneration. |



Radioactive Contaminants


| | collection date | highest level detected | Range of Levels Detected | MCLG | MCL | Units | Violations | Likely Source of Contamination |
|--|-----------------|------------------------|--------------------------|------|-----|-------|------------|--------------------------------|
| Combined Radium 226/228 | 8/17/2021 | 1.686 | 1.686-1.686 | 0 | 5 | pCi/L | N | Erosion of Natural Deposits |
| Gross Alpha exluding radon and Uranium | 8/17/2021 | 5.99 | 5.99-5.99 | 0 | 15 | pCi/L | N | Erosion of Natural Deposits |

Violation Table

Iron – Excessive iron in the water may cause staining of laundry and plumbing fixtures and may accumulate as deposits in the distribution system.

| Violation Type | Violation Begin | Violation End | Violation Explanation | Corrective Action |
|----------------|-----------------|---------------|-----------------------|-------------------|
| None | | | | |

Manganese – Excessive manganese in the water may cause staining of laundry and plumbing fixtures and laundry. It may also produce an unpleasant taste in beverages including coffee.



| Violation Type | Violation Begin | Violation End | Violation Explanation | Corrective Action |
|----------------|-----------------|---------------|-----------------------|-------------------|
| None | | | | |
| None | | | | |



PUBLIC NOTICE- IMPORTANT INFORMATION ABOUT YOUR DRINKING WATER
Monitoring Requirements Have Been Met for the South Sangamon Water Commission Public Water Supply

Our water system did not receive any violations of the drinking water standards for the year 2023.

We are required to monitor your drinking water for specific contaminants on a regular basis. Results of regular monitoring are an indicator of whether or not our drinking water meets health standards. During the monitoring period for January 1, 2023 to December 31, 2023 there were no monitoring violations

WHAT SHOULD I DO? There is nothing you need to do at this time.

The table below would lists any contaminant we did not properly test for during the monitoring period if a violation had occurred.

CONTAMINANTS: N/A

REQUIRED SAMPLING FREQUENCY: N/A

NUMBER OF SAMPLES TAKEN: N/A

WHEN SAMPLES WERE TAKEN: **Monthly, January 1, 2023 to December 31, 2023 monitoring period**

WHEN SAMPLES WILL BE TAKEN: The routine samples (for Chlorine and TCR compliance) are due monthly. All samples were collected during the 2023 monitoring period. All samples met compliance for CHLORINE (DBP) and the TOTAL COLIFORM RULE (RTCR)

WHAT HAPPENED? WHAT IS BEING DONE? N/A

For more information, please contact Stephen Bivin at 217-685-6210

Please share this information with all the other people who drink this water, especially those who may not have received this notice directly (for example, people in apartments, nursing homes, schools, and businesses). You can do this by posting this notice in a public place or distributing copies by hand or mail.

This notice is being provided to you by South Sangamon Water Commission public water supply. PWS ID#: IL1670080 DATE DISTRIBUTED: 4/5/2024